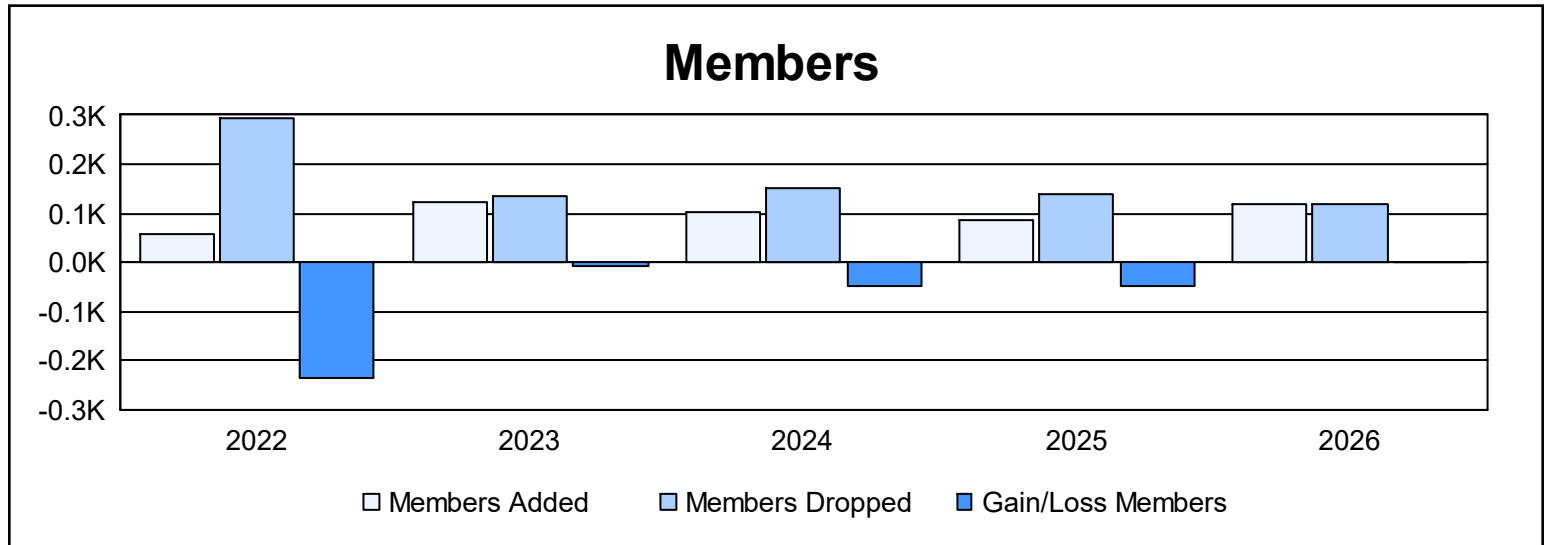
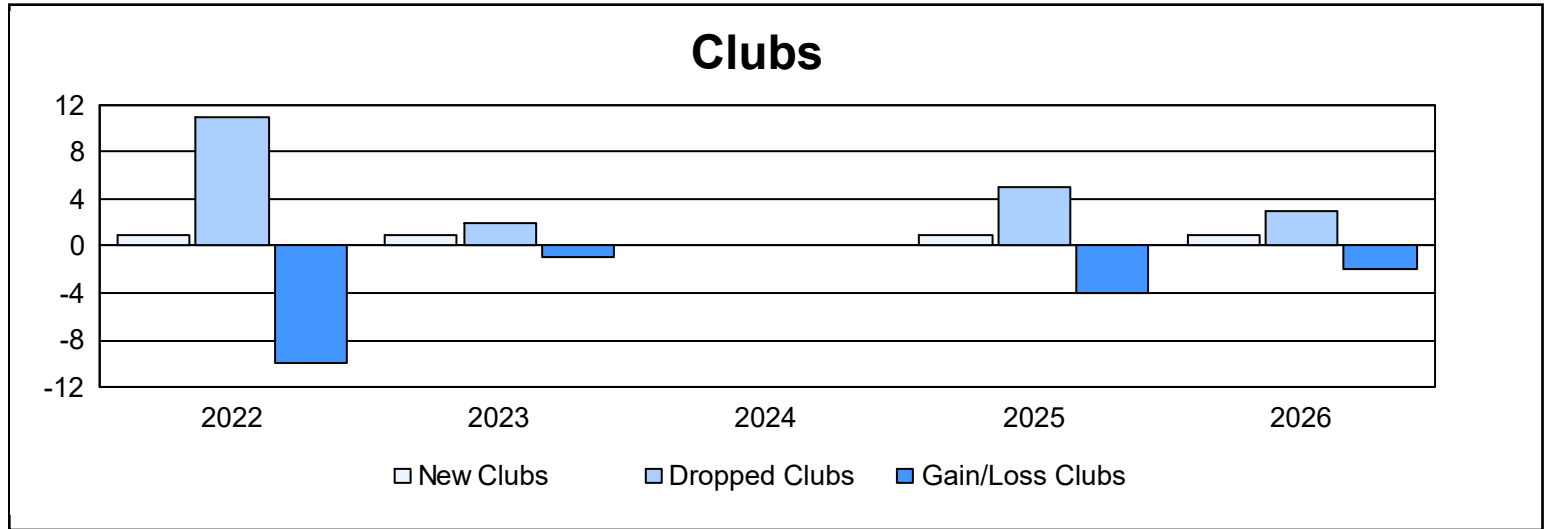
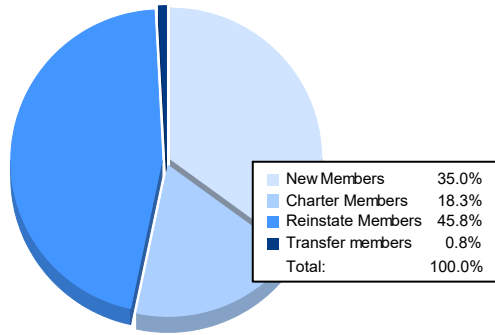


Year	New Clubs	Dropped Clubs	Gain/ Loss Clubs	New Members	Charter Members	Reinstate Members	Transfer Members	Total Member Added	Total Members Dropped	Gain/ Loss Members
2021-2022	1	11	-10	33	22	0	1	56	292	-236
2022-2023	1	2	-1	59	42	20	3	124	133	-9
2023-2024	0	0	0	50	12	39	2	103	152	-49
2024-2025	1	5	-4	54	26	8	0	88	137	-49
2025-2026	1	3	-2	42	22	55	1	120	118	2
<b>Average</b>	<b>1</b>	<b>4</b>	<b>-3</b>	<b>48</b>	<b>25</b>	<b>24</b>	<b>1</b>	<b>98</b>	<b>166</b>	<b>-68</b>



### Membership Composition April 2026 Cumulative



### Gender Composition April 2026 Cumulative

